

# Get Started with ELSB

Early Literacy Skills Builder (ELSB) includes all the materials you need to begin teaching the curriculum. **But where do you start?** Following these steps will help you get up and running for your first lesson in no time.

1. Watch the Getting Started video provided on the DVD.
2. Preview the **Implementation Guide** for great tips on using ELSB:
  - Pages 10–11 provide a description of the materials.
  - Pages 20–21 help you plan your literacy program.
  - Pages 22–31 describe how to teach the sounds and symbols lessons, how to adapt materials for some students, and how to assess progress.
  - Pages 32–36 describe how to give students access to grade-appropriate classroom literature using story-based lessons.
3. Begin your students at Level 1, Lesson 1. (Or, if the student does not have picture recognition, begin with the optional Level A.) Get to know Level 1 (or Level A) by reading and practicing the Lesson 1 script in the **Teacher's Guide**.
4. Locate the materials you need to teach Lesson 1 and, if needed, prepare assistive technology for individual students—all listed/described at the start of each lesson in the Teacher's Guides (e.g., see page 11 for Level 1, Lesson 1).
5. Refer to the DVD for examples of:
  - ELSB lessons being taught in their entirety
  - Evidence-based procedures being used
  - Adapting grade-appropriate literature for a story-based lesson
  - A story-based lesson in action

**Enjoy watching your students become readers!**




P.O. Box 930160 • Verona, WI 53593-0160 • USA  
1-800-327-4269  
[www.AttainmentCompany.com](http://www.AttainmentCompany.com)

*(List of components on other side)*

# ELSB Curriculum Components




**Oh My, Apple Pie!**  
Reversible Easel Storybook



**My Book About Me**  
Student Workbook




**Moe Puppet**



**Getting Started DVD**



**Implementation Guide with Digital Resources from the Attainment HUB**



**Magnetic Dry Erase Board**



**Post-it® Notes**

**Sight Word Flashcards**

Levels 1 & A	Levels 2 & 3	Level 4	Level 5	Level 6	Level 7