

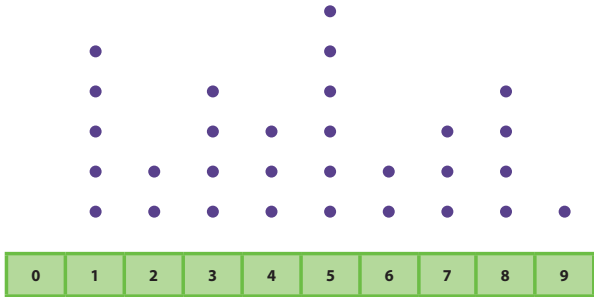
UNIT

1

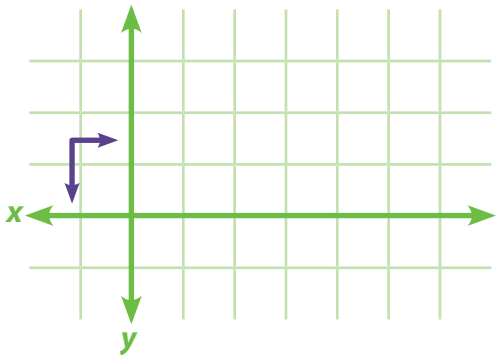
Vocabulary



data



dot plot



axis

UNIT

2

Vocabulary



A diagram illustrating the components of a mathematical expression. It features a large purple 'X' on the left and a green 'y' on the right. A purple arrow points from the right towards the 'X', indicating its role as the base.

base

x^{**y**} ←

exponent

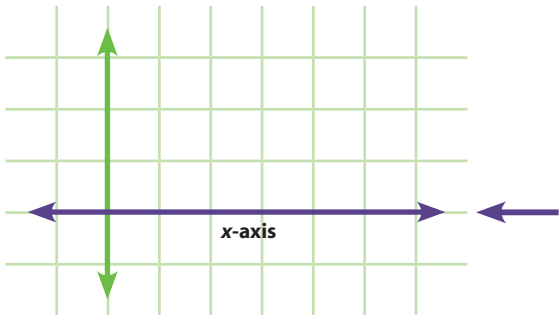
x² ←

squared

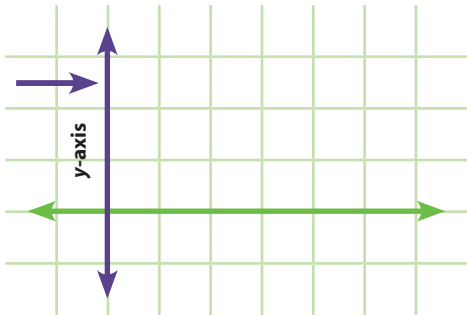
UNIT

3

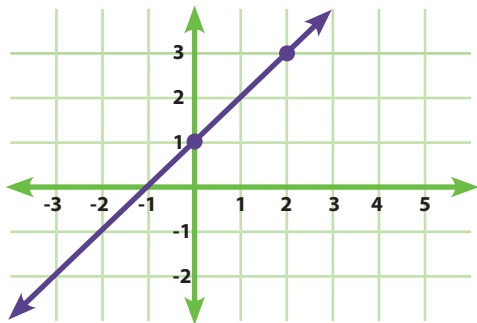
Vocabulary



x-axis



y-axis



linear function


UNIT

4

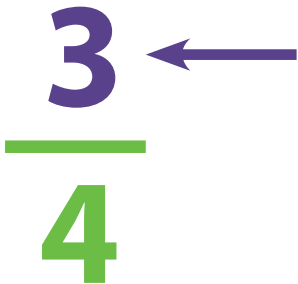
Vocabulary

3:4

ratio



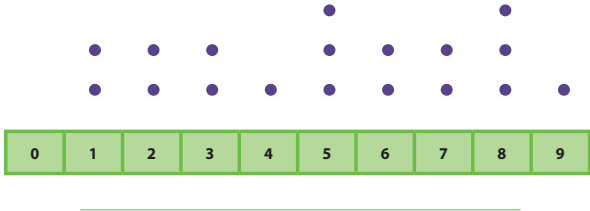
scale

$$\frac{3}{4}$$
The image shows a fraction 3/4. The numerator '3' is purple, and the denominator '4' is green. A horizontal green line separates the two numbers. A purple arrow points from the right towards the number 3.

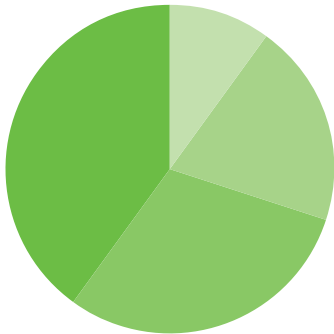
numerator



Concept



dot plot



circle graph