

STUDENT BOOK

Attainment's

# WriteYourStory

Elementary



David Nelson  
Marcy Weiland  
Autumn Garza





# **Write Your Story Elementary – Student Book**

By David Nelson, Marcy Weiland, and Autumn Garza

Edited by Shannon Booth

Graphic Design by Stacey Anderson

Art Direction by Beverly Sanders

An Attainment Company Publication

© 2018 by the Attainment Company, Inc. All rights reserved.

Printed in the United States of America.

ISBN: 978-1-57861-321-2



P.O. Box 930160  
Verona, Wisconsin 53593-0160 USA  
1-800-327-4269  
[www.AttainmentCompany.com](http://www.AttainmentCompany.com)

*All brand names and product names used in this publication are trade names, service marks, trademarks, or registered trademarks of their respective owners.*

# CONTENTS

## UNIT 1 MY COMMUNITY

<b>LESSON 1:</b>	CROSSING GUARD.....	2
<b>LESSON 2:</b>	FIREFIGHTER.....	8
<b>LESSON 3:</b>	POLICE.....	14
<b>LESSON 4:</b>	HOSPITAL WORKER.....	20
<b>LESSON 5:</b>	LIBRARIAN.....	26

## UNIT 2 MY PLACES

<b>LESSON 1:</b>	CITY PARK.....	34
<b>LESSON 2:</b>	ZOO.....	40
<b>LESSON 3:</b>	MUSEUM.....	46
<b>LESSON 4:</b>	CONSTRUCTION SITE.....	52
<b>LESSON 5:</b>	PET STORE.....	58

## UNIT 3 MY SCHOOL

<b>LESSON 1:</b>	CLASSROOM.....	66
<b>LESSON 2:</b>	SCHOOL SUPPLIES.....	72
<b>LESSON 3:</b>	LUNCHTIME.....	78
<b>LESSON 4:</b>	MUSIC CLASS.....	84
<b>LESSON 5:</b>	ART CLASS.....	90

## UNIT 4 MY HOME

<b>LESSON 1:</b>	WHERE PEOPLE LIVE.....	98
<b>LESSON 2:</b>	CHORES.....	104
<b>LESSON 3:</b>	HOMEWORK.....	110
<b>LESSON 4:</b>	YARDWORK.....	116
<b>LESSON 5:</b>	PET CARE.....	122

## UNIT 5 MY FOOD CHOICES

<b>LESSON 1:</b>	VEGETABLE GARDEN.....	130
<b>LESSON 2:</b>	COOKING.....	136
<b>LESSON 3:</b>	GROCERY STORE.....	142
<b>LESSON 4:</b>	HEALTHY SNACKS.....	148
<b>LESSON 5:</b>	RESTAURANT.....	154

## UNIT 6 MY FRIENDS

<b>LESSON 1:</b>	COSTUME PARTY.....	162
<b>LESSON 2:</b>	BIKE RIDING.....	168
<b>LESSON 3:</b>	BIRTHDAY PARTY.....	174
<b>LESSON 4:</b>	BOARD GAMES.....	180
<b>LESSON 5:</b>	MUSIC FUN.....	186

## UNIT 7 MY FEELINGS

<b>LESSON 1:</b>	HAPPY.....	194
<b>LESSON 2:</b>	ANGRY.....	200
<b>LESSON 3:</b>	SCARED.....	206
<b>LESSON 4:</b>	EXCITED.....	212
<b>LESSON 5:</b>	SAD.....	218

## UNIT 8 MY STORY

WRITING PRACTICE.....	226
SAMPLE PARAGRAPH.....	240







# LESSON 1 CROSSING GUARD



## VOCABULARY




cross

Go to the other side of something.



safe

When you are not in danger.




bright

Shining or glowing with light.



driver

Person who drives a car, bus, or truck.



student

Person learning at school.

**FIND  
THE  
WORD**

Go from one side to the other side.





## BIG IDEAS



*Crossing guards wear bright vests to be seen easily.*



*Drivers must stop when the crossing guard holds up a stop sign.*



*Street signs tell drivers about places where people cross the street.*



*The crosswalk is a safe place to walk when crossing the street.*





**It can be hard to cross a busy street.**

Give and support your opinion by completing the sentence.  
Use your own words or one of the choices provided below.

I think crossing guards **should / should not** help us cross the street because

---

---

---

---

---

- |   |  |
|---|--|
| 1 | people need to be safe when crossing a busy street |
| 2 | drivers should not have to stop for people         |
| 3 | drivers might not see a person crossing the street |
| 4 | I feel safe crossing the street on my own          |





## Crossing the Street Safely

Use the vocabulary words to fill in the blanks.

To \_\_\_\_\_ a busy street, a crossing guard will help you to be \_\_\_\_\_ when walking to the other side.

A crossing guard wears a \_\_\_\_\_ vest to be seen easily by \_\_\_\_\_.

Cars and trucks must stop when the crossing guard steps into the street. Crossing guards help \_\_\_\_\_ get to school safely.

drivers

safe

students

cross

bright





# 1 What is happening in this picture?

Choose the best answer:



A crossing guard is helping a boy cross the street.



A boy is playing with a dog.



# 2 What can you do to cross the street safely?

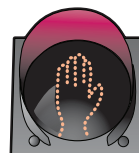
Write, draw, or talk about it in the space below.



I can walk in the crosswalk.



I can wait for the walk light.



I can stop and wait when the light is red.

# QUIZ

Fill in the blanks with the best answer.



1 Use the crosswalk to be \_\_\_\_\_.

fast



safe



quiet



2 The crossing guard will help you to \_\_\_\_\_ the street.

sweep



paint



cross



3 A \_\_\_\_\_ must stop for the crossing guard.

driver



squirrel



plane



4 Some \_\_\_\_\_ ride the bus to school.

students



animals



vegetables



5 The crossing guard wears a \_\_\_\_\_ vest.

black



bright



dark







## LESSON 2 FIREFIGHTER



### VOCABULARY



helmet

A hard hat worn to protect your head.



protect

Keep safe.



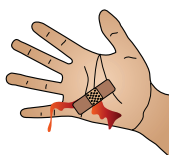
training

Learning how to do something.



rescue

Get people away from danger.



injury

Harm to your body from an accident.

**FIND  
THE  
WORD**

Wearing this will protect your head.

--	--	--	--	--	--



## BIG IDEAS



*The fire department is always ready to fight a fire.*



*Fire trucks bring firefighters and equipment to a burning building.*



*Firefighters use special hoses to spray water on a fire.*



*Firefighters wear special helmets and protective clothing.*





**Firefighters get special training for their job.**

What skills do you think a firefighter needs to learn?

Give and support your opinion by completing the sentence.  
Use your own words or one of the choices provided below.

I think that a firefighter needs to learn\_\_\_\_\_

\_\_\_\_\_

\_\_\_\_\_

\_\_\_\_\_

\_\_\_\_\_

- |   |   |
|---|---|
| 1 | how to wear a helmet and protective clothing      |
| 2 | how to use a fire hose                            |
| 3 | how to provide first aid for people with injuries |
| 4 | how to drive a fire truck                         |



## Working for the Fire Department

Use the vocabulary words to fill in the blanks.

When a building is burning, firefighters come to put out the fire. These workers wear a \_\_\_\_\_ and special clothing.

This clothing \_\_\_\_\_ the firefighters from heat and smoke.

Firefighters get special \_\_\_\_\_ for doing their work.

They help \_\_\_\_\_ people from danger. First aid training is important for helping a person with an \_\_\_\_\_.

injury

helmet

rescue

training

protects





# 1 What is happening in this picture?

Choose the best answer:



A man is cooking food for a meal.



A firefighter is on a ladder spraying water on a fire.



# 2 What special equipment do firefighters use for their work?

Write, draw, or talk about it in the space below.



A fire truck with flashing lights.



Special clothing for fire and smoke protection.



A fire hose to spray water on a fire.

# QUIZ

Fill in the blanks with the best answer.



1 Firefighters provide first aid when an \_\_\_\_\_ happens.

injury



race



rainbow



2 Wear a \_\_\_\_\_ to keep your head from being hurt.

backpack



helmet



shirt



3 Firefighters get \_\_\_\_\_ to learn how to fight fires.

candy



vegetables



training



4 Special clothing is worn to \_\_\_\_\_ firefighters.

protect



wash



relax



5 A firefighter will \_\_\_\_\_ a person who is in danger.

punish



rescue



hug

