

Chapter 1




Staying in Touch

Technology, Social Skills, and Building Character

Julissa's body language and facial expression show she was crying tears of:

- a. anger b. sadness c. appreciation



Tech Talk...

1. How can video chat technology help keep Julissa and Christina close? _____

Social Skills...

1. Why was Julissa upset when she first learned Christina was planning on joining the Navy?

2. Do you think Christina made the right choice? Explain. _____

3. How do you think Christina's parents felt about her decision? Why? _____


Building Character...

1. What did Christina do to help Julissa understand and accept her decision? _____

2. In what ways can Julissa continue to show her support for Christina? _____

Context Comprehension

Vocabulary Cloze Practice



Directions: Fill in the blanks from the word bank below.

especially ROTC pretended confidence accent

When they were young, Christina and Julissa and their family lived in El Salvador. Mr. and Mrs. Diaz moved to the United States to find work and have a better life. Julissa hated being separated from her sister. She **p** _____ to understand but she was really upset.

School was hard for Julissa. She was **e** _____ concerned about her **a** _____. Her older sister Christina told her not to worry. Christina promised to help Julissa fit in.

When Christina joined the **R** _____ her grades went up. She spoke with greater **C** _____. Julissa was proud of Christina.

Matching

Directions: Match the letter from column B to the word in column A.



Column A

Column B

- | | |
|---------------------|--|
| 1. _____ technology | a. pleasure or satisfaction in something done |
| 2. _____ graduate | b. using a video camera to communicate through a phone or a computer |
| 3. _____ video chat | c. applying scientific knowledge for practical purposes |
| 4. _____ smartphone | d. a person who has received a degree or diploma from a school |
| 5. _____ proud | e. a device that combines a cell phone with a handheld computer |

Showing Understanding

Directions: Select two key vocabulary words from the list below. Write two sentences showing that you understand the meaning of each word. Underline each word.

ROTC confidence pretend accent proud graduate especially

Directions: Select two tech terms from the list below. Write two sentences showing that you understand the meaning of each word. Underline each word.

smartphone technology video chat



Bonus Directions: Write one sentence that includes one key vocabulary word and one tech term from the list above.

Oh, My Words!


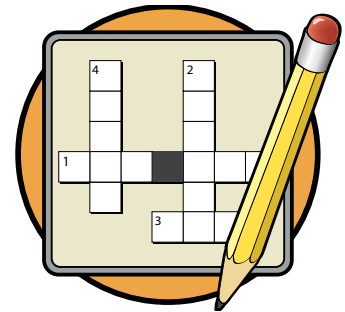
Directions: Complete the crossword.

Across:

- 3. a way of pronouncing words
- 5. to make believe
- 6. applying scientific knowledge for practical purposes
- 7. mostly

Down:

- 1. full trust in the reliability of a person
- 2. a device that combines a cell phone with a handheld computer
- 4. using a video camera to communicate through a phone or computer
- 8. pleasure or satisfaction in something done



Created on TheTeachersCorner.net Crossword Maker

proud pretend video chat technology especially confidence accent smartphone

Show Me So I Can Teach a Friend

How do I Video Chat Using a Smartphone?



Directions:

1. Using your Internet search engine, type in the name of your favorite video site.
2. In the search bar, type: How do I video chat using a smartphone?
3. Preview the video without taking notes.
4. Watch the video again. List the steps for video chatting.

My favorite video site: _____

Title of video: _____

Video link: _____

Steps for smartphone video chatting:

1. _____
2. _____
3. _____
4. _____
5. _____
6. _____
7. _____
8. _____

Conducting My Own Research



According to the research conducted at the Pew Institute, 95% of teens in the US have access to smartphones. Female teens have access to 97% of the smartphones. Males teens have access to 93%

"Teens, Social Media & Technology." Pew Research Center, Washington, D.C. (5/31/2018). <http://www.pewinternet.org/2018/05/31/teens-social-media-technology-2018/>

Collecting Data, Graphing, and Drawing Conclusions

Conduct a survey in your class. Compare your results to the Pew survey.

Total Number of students in class: _____

Number of male students who own smartphones: _____

Number of female students who own smartphones: _____

How many students own an **iPhone®**? _____

How many students own a **Samsung®**? _____

How many students own **other brands**? _____

Fill in the bar graph **comparing** the total number of female students owning smartphones to male students owning smartphones. Then answer the questions.

| Male | | Female | |
|------|--|--------|----|
| 15 | | | 15 |
| 14 | | | 14 |
| 13 | | | 13 |
| 12 | | | 12 |
| 11 | | | 11 |
| 10 | | | 10 |
| 9 | | | 9 |
| 8 | | | 8 |
| 7 | | | 7 |
| 6 | | | 6 |
| 5 | | | 5 |
| 4 | | | 4 |
| 3 | | | 3 |
| 2 | | | 2 |
| 1 | | | 1 |

- Which group owned more smartphones?

- How do your results compare to the Pew Institute's?

- Why might your results be different?

- Which brand is most popular in your class?

- How many people in your class have never video chatted?
