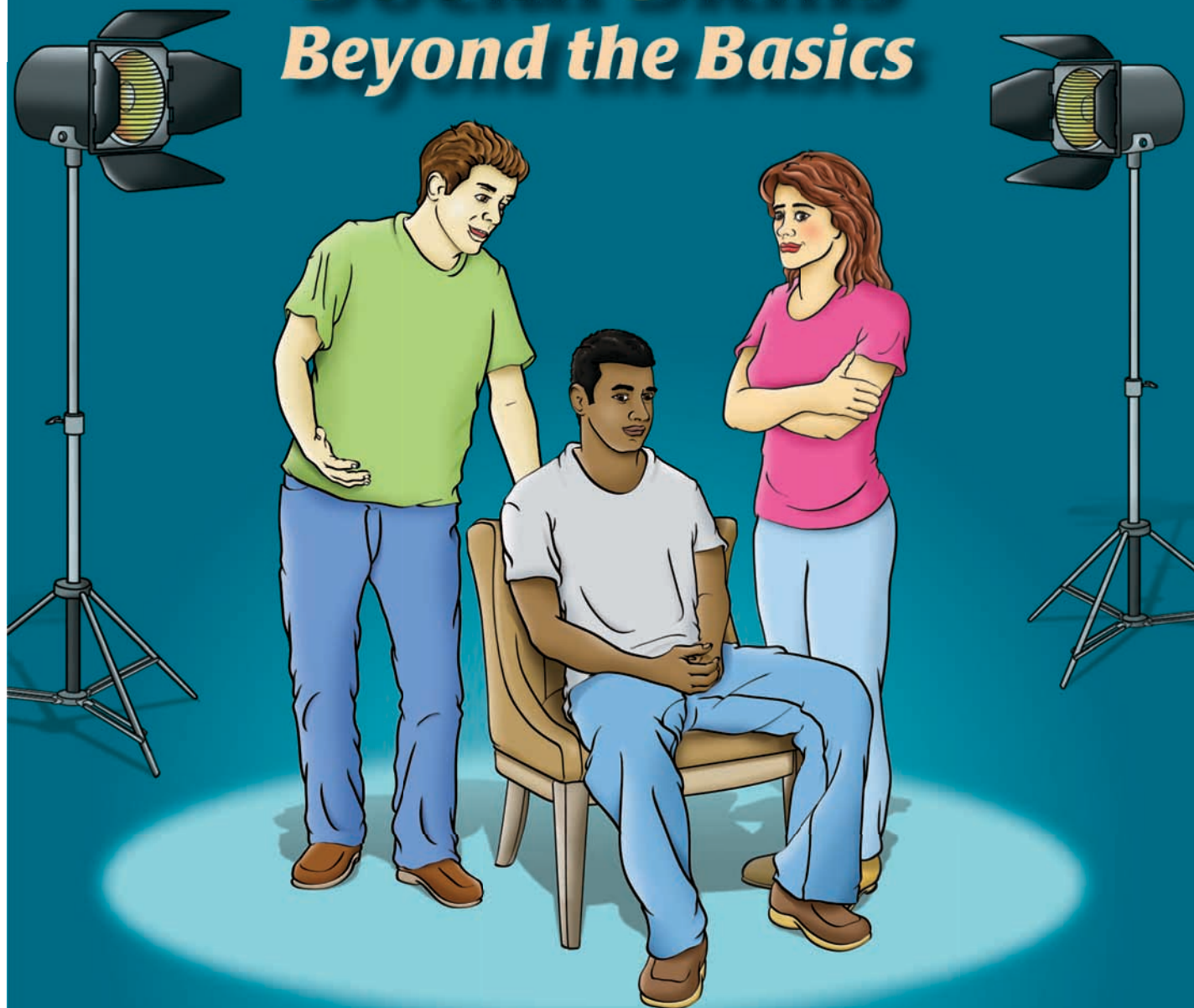


Attainment's
ACTING OUT
Social Skills
Beyond the Basics



by June Stride, EdD
Illustrated by Anthony Zammit

Acting Out Social Skills: Beyond the Basics

by June Stride, EdD

Illustrated by Anthony Zammit

Edited by Tom Kinney and Rick Wolfsdorf

Graphic Design by Beverly Potts

an Attainment Company, Inc. and Wolfpack Multimedia, Inc. publication

Printed in the U.S.A.

©2011 Attainment Company, Inc. and Wolfpack Multimedia, Inc. All rights reserved.

ISBN: 1-57861-739-1



www.specialedsolutions.com



Attainment Company, Inc.

P.O. Box 930160

Verona, Wisconsin 53593-0160 USA

1-800-327-4269

www.AttainmentCompany.com

Table of Contents



ACT 1 – Responsibility

Scene 1 – A Real Mess (<i>Decision-Making Skill Builder</i>)	7
Scene 2 – “My Bad” (<i>Communication Skill Builder</i>)	13
Scene 3 – Disappointing the Manager (<i>Managing Emotions Skill Builder</i>)	19
ACT 1 – Star Wrap-Up	25

ACT 2 – Respect

Scene 1 – A Poor Start (<i>Decision-Making Skill Builder</i>)	27
Scene 2 – An Apology (<i>Communication Skill Builder</i>)	33
Scene 3 – The Unanswered Call (<i>Managing Emotions Skill Builder</i>)	39
ACT 2 – Star Wrap-Up	45



ACT 3 – Fairness

Scene 1 – No Answer (*Decision-Making Skill Builder*) 47

Scene 2 – Not What I Thought (*Communication Skill Builder*) 53

Scene 3 – A Matter of Balance (*Managing Emotions Skill Builder*) 59

ACT 3 – Star Wrap-Up 65

ACT 4 – Citizenship

Scene 1 – The Crybaby (*Decision-Making Skill Builder*) 67

Scene 2 – Down and Out (*Communication Skill Builder*) 73

Scene 3 – Telling the Truth (*Managing Emotions Skill Builder*) 79

ACT 4 – Star Wrap-Up 85

ACT 5 – Trustworthiness

Scene 1 – A Friend to Trust (*Decision-Making Skill Builder*) 87

Scene 2 – Posted Nude (*Communication Skill Builder*) 93

Scene 3 – Out There in Cyberspace (*Managing Emotions Skill Builder*) 99

ACT 5 – Star Wrap-Up 105



ACT 6 – Caring

Scene 1 – The Invitation (<i>Decision-Making Skill Builder</i>)	107
Scene 2 – The Open House Lie (<i>Communication Skill Builder</i>)	113
Scene 3 – Guilty as Charged (<i>Managing Emotions Skill Builder</i>)	119
ACT 6 – Star Wrap-Up	125

ACT 7 – Civic Responsibility

Scene 1 – The Deadline (<i>Decision-Making Skill Builder</i>)	127
Scene 2 – Feeling Frantic (<i>Communication Skill Builder</i>)	133
Scene 3 – Returning a Favor (<i>Managing Emotions Skill Builder</i>)	139
ACT 7 – Star Wrap-Up	145

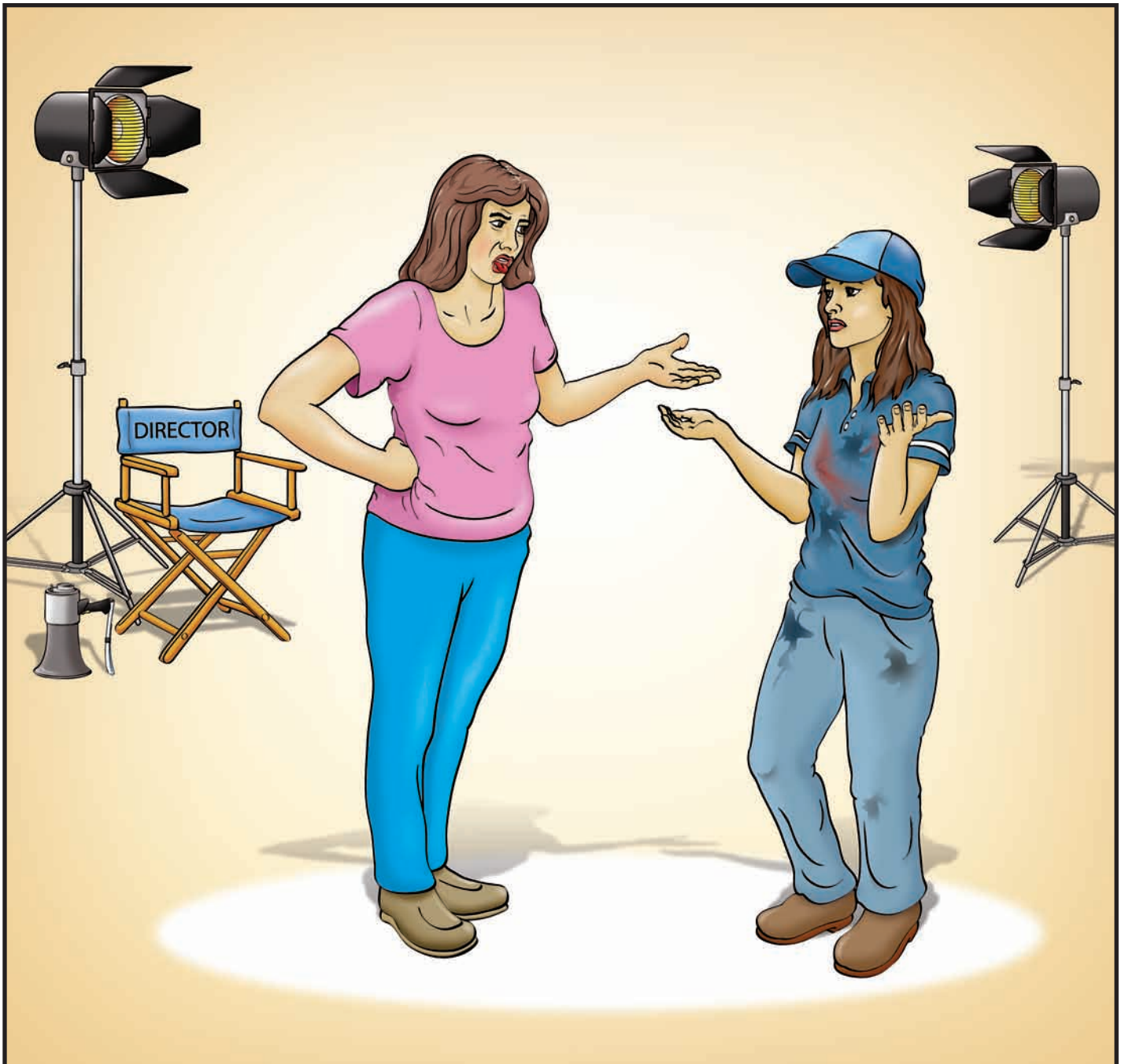
Stars Constellation Chart	147
--	-----


Star Certificate of Achievement	149
--	-----

ACT 1 – Responsibility

Decision-Making Skill Builder

Scene 1 – A Real Mess





Setting: Kitchen

Key Words: responsibility, disapprove, groomed, disgust

Actors: disapproving mother and rushed Alicia

Scene: Alicia was really late getting ready to go to work at Tonia's Taco. She went to her closet for a clean work shirt and pants. None were there. She realized that she had not washed them. She found a shirt in the dirty clothes pile and put it on. She slipped into her blue pants and her work shoes, and ran downstairs for her cap.

Alicia's mother took one look at her. She shook her head with shock and disgust and said, "Alicia, that shirt is dirty and those pants are wrinkled. You aren't planning to go to work like that, are you? You know I disapprove of you leaving the house poorly groomed." Alicia moaned and said, "I'm really late, Mom. You're too fussy. I bet no one else will notice. Gotta go!" She hurried out of the house.

Feelings . . .

1. Underline two words in the scene that tell how Alicia's mother is feeling.
2. Alicia's mother's body language shows she is:
 - a. delighted
 - b. calm
 - c. disgusted
3. A disgusted person disapproves of something. Why is Alicia's mother disgusted?

Preparing for Acting . . .

1. Describe Alicia's outfit. _____

2. Why does Alicia's mother say, "You aren't planning to go to work like that?" _____

3. Why does Alicia tell her mom she is too fussy? _____

Thinking about Choices . . .



List Mom's choices:

Lights, Camera, Action . . .

- **Reread the scene.**
Watch and **listen** as your teacher acts out the parts of Alicia's mom and Alicia.
- **Pretend** you are Alicia's mom while your teacher pretends to be Alicia.
- **Pretend** you are Alicia while a classmate pretends to be Alicia's mom.



1. Talk out the scene with your teacher.
2. Act out the scene with your teacher.



Act out the scene with a classmate.



Director’s Review . . .

Fill in the star if you:

1. **Underlined** Mom’s feelings

2. **Circled** words to describe Mom’s body language

3. **Wrote** why Mom was disgusted

4. **Wrote** why Alicia felt her mother was too fussy

5. **Listed** Mom’s choices

6. **Listened** to the scene as it was read

7. **Watched** the actors and their actions

8. **Talked** out the scene with your teacher

9. **Acted** out the scene with your teacher.

10. **Acted** out the scene with a classmate
- ★

★

★

★

★

★

★

★

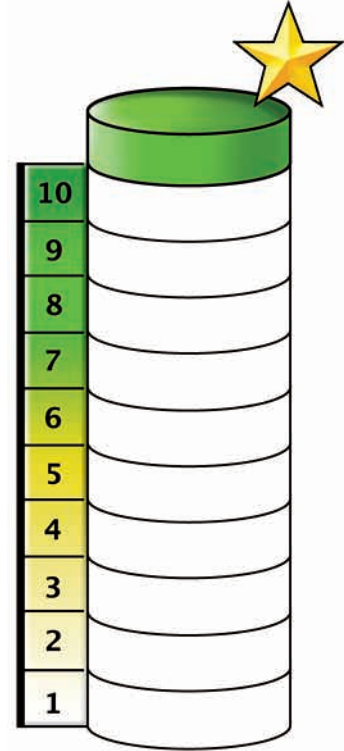
★

★

Total Filled-in Stars:



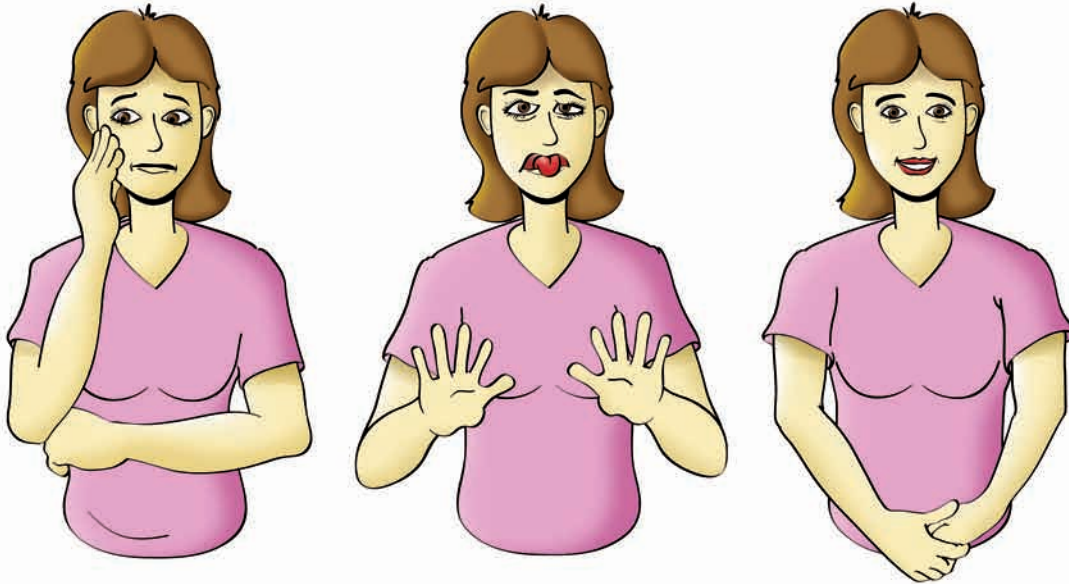
Star Jar
Fill in each numbered star that you earned from above.



Star Bar Graph
Fill in the total stars from the box above.

Beyond the Stars . . .

1. Alicia's mother was **disgusted** by Alicia's work outfit. **Circle** the cartoon that shows someone who is **disgusted**.



2. Facial expression, posture, and positioning of arms and hands communicate feelings. How does a person who is disgusted look?

3. Alicia was late and in such a rush that she left the house wearing a messy, dirty outfit to work. How could Alicia have prepared responsibly to have clean and neat clothes for work?

Reflections ...



Mom tried to get Alicia to wear a clean, neat outfit for work.

1. In your interact play, how did Mom encourage Alicia to think more responsibly about the condition of her work shirt and pants?

2. If you were Alicia's mom, what would you have said or done? Why?

3. Not planning ahead often causes problems. Why is it important to wear neat, clean clothing to work?

ACT 1 – Responsibility

Communication Skill Builder

Scene 2 – “My Bad”





Setting: Restaurant kitchen

Key Words: annoyed, insulted,
embarrassment, groomed

Actors: unkind Tom and embarrassed Alicia

Scene: Alicia hurried and managed to get to work on time. Her entrance to the restaurant caused quite a stir. Her coworkers laughed at her. One of her favorite people, Tom, pointed at her and said, “Alicia, you look like you don’t know how to use a washing machine. Did you sleep in your dirty work outfit?”

Alicia’s face burned with embarrassment. She felt insulted that her coworkers laughed at her. She especially felt hurt by Tom’s unkind remarks because she had a crush on him. Alicia looked down at her dirty outfit. She compared her outfit with the neat and clean outfits of her coworkers. She was annoyed with herself for ignoring her mother’s suggestion to be well groomed for work.

Feelings . . .

1. Underline two words in the scene that tell how Alicia is feeling.

2. Alicia’s body language shows she feels:

a. tired

b. embarrassed

c. happy

3. How do Alicia’s coworkers insult her?

Preparing for Acting . . .

1. How does Tom describe Alicia's outfit? _____

2. Why is Alicia especially hurt by Tom's remarks? _____

3. Why does Alicia feel annoyed with herself? _____

Thinking about Choices . . .



List Alicia's choices:

Lights, Camera, Action . . .

- **Reread the scene.**
Watch and **listen** as your teacher acts out the parts of Alicia and Tom.
- **Pretend** you are Alicia while your teacher pretends to be Tom.
- **Pretend** you are Tom while a classmate pretends to be Alicia.



1. Talk out the scene with your teacher.
2. Act out the scene with your teacher.



Act out the scene with a classmate.



Director’s Review . . .

Fill in the star if you:

1. Underlined Alicia’s feelings.

2. Circled words to describe Alicia’s body language

3. Wrote how Alicia’s coworkers insulted her

4. Wrote why Alicia was especially hurt by Tom’s remarks

5. Listed Alicia’s choices

6. Listened to the scene as it was read

7. Watched the actors and their actions

8. Talked out the scene with your teacher

9. Acted out the scene with your teacher.

10. Acted out the scene with a classmate
- ★

★

★

★

★

★

★

★

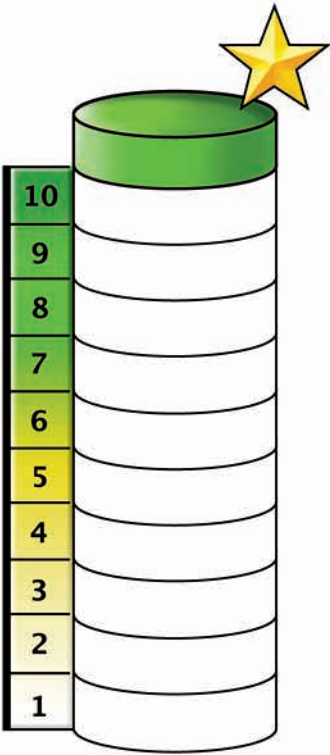
★

★

Total Filled-in Stars:



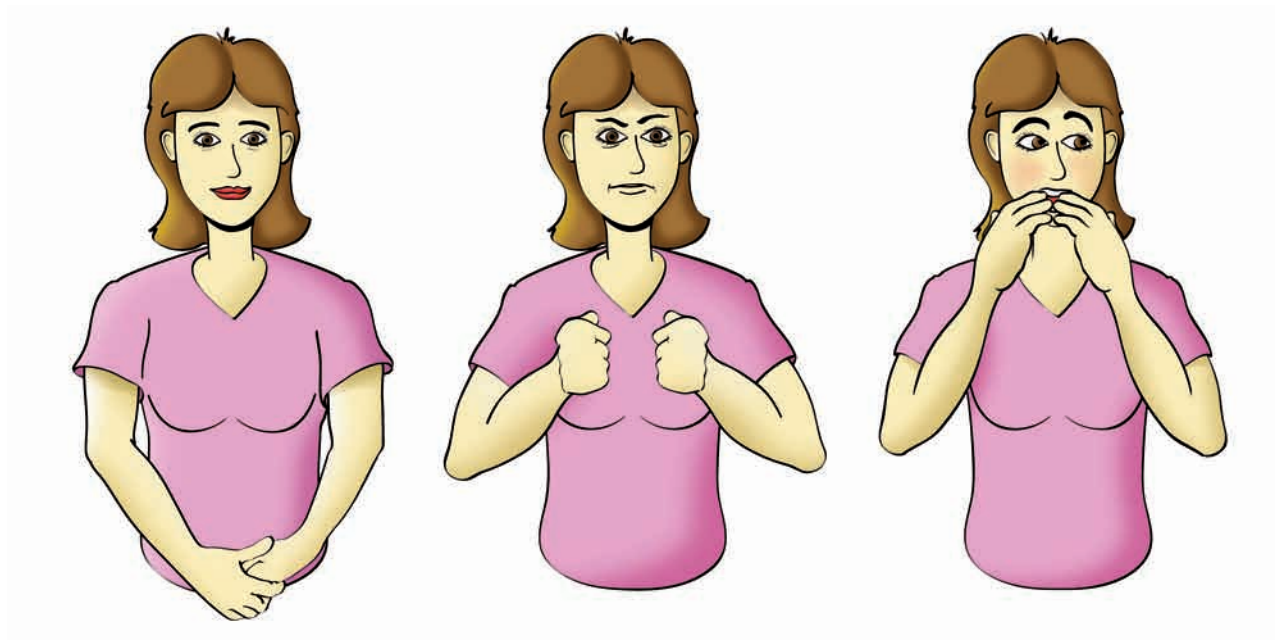
Star Jar
Fill in each numbered star that you earned from above.



Star Bar Graph
Fill in the total stars from the box above.

Beyond the Stars . . .

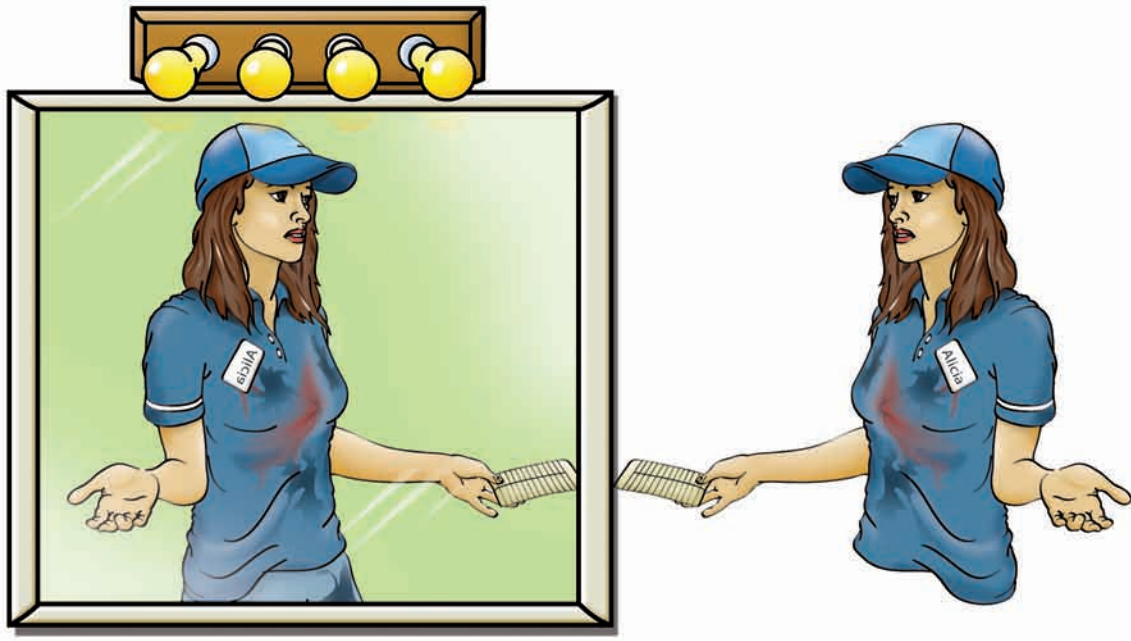
1. Alicia felt **embarrassed** when her coworkers laughed at her. **Circle** the cartoon that shows someone who is **embarrassed**.



2. Facial expression, posture, and position of arms and hands communicate feelings. How does an embarrassed person look?

3. Alicia's coworkers' behavior and comments made Alicia realize that she was not appropriately dressed for work. What else could they have said or done to let her know that her outfit was inappropriate?

Reflections . . .



Alicia was embarrassed by her coworkers' behavior when they saw her.

1. In your interact play, how did Tom and the other coworkers behave when Alicia presented herself for work?


2. If you were Alicia, what would you have said or done? Why?

3. Employees have a responsibility to themselves, their employers, and their coworkers. How did Alicia fail to be responsible to each?

ACT 1 – Responsibility

Managing Emotions Skill Builder

Scene 3 – Disappointing the Manager





Setting: Sign-in area at Tonia's Taco Restaurant

Key Words: disappointed, penalized, irresponsible, upset

Actors: disappointed Ms. Taylor and irresponsible Alicia

Scene: You are Ms. Taylor, Alicia's manager at Tonia's Taco Restaurant. You are strict about enforcing the employee guidelines. Employees are expected to report to work well groomed and on time. Failure to meet those guidelines is cause for an immediate penalty of a day off without pay.

You tell Alicia, "I am very upset and disappointed that you came to work in a dirty outfit. Your irresponsible behavior leaves me no choice. Do not punch in. You are not properly dressed for work and will have to go home." Alicia is shocked. Tears begin to stream down her cheeks.

Feelings . . .

1. Underline two words in the scene that tell how Ms. Taylor is feeling.
2. Ms. Taylor's body language shows she is:
 - a. relaxed
 - b. bored
 - c. disappointed
3. It is the manager's job to make certain the employee work guidelines are followed. How does Alicia fail to follow them?

Preparing for Acting . . .

1. Ms. Taylor is upset with Alicia. What can Alicia learn from her mistake? _____

2. What does Ms. Taylor say to Alicia? _____

3. How can Alicia respond to Ms. Taylor? _____

Thinking about Choices . . .



List Ms. Taylor's choices:

Lights, Camera, Action . . .

- **Reread the scene.**
Watch and **listen** as your teacher acts out the parts of Ms. Taylor and Alicia.
 - **Pretend** you are Ms. Taylor while your teacher pretends to be Alicia.
1. Talk out the scene with your teacher.
 2. Act out the scene with your teacher.
- **Pretend** you are Alicia while a classmate pretends to be Ms. Taylor.



Director’s Review . . .

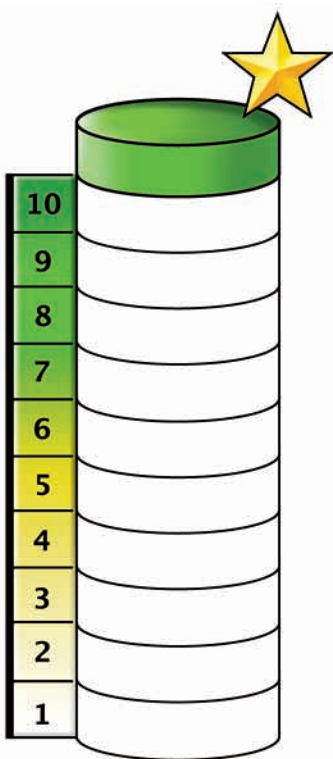
Fill in the star if you:

- 1. **Underlined** Ms. Taylor’s feelings ☆
- 2. **Circled** words to describe Ms. Taylor’s body language ☆
- 3. **Wrote** how Alicia failed to follow employee guidelines. ☆
- 4. **Wrote** how Alicia can respond to Ms. Taylor ☆
- 5. **Listed** Ms. Taylor’s choices ☆
- 6. **Listened** to the scene as it was read ☆
- 7. **Watched** the actors and their actions ☆
- 8. **Talked** out the scene with your teacher ☆
- 9. **Acted** out the scene with your teacher. ☆
- 10. **Acted** out the scene with a classmate ☆

Total Filled-in Stars:



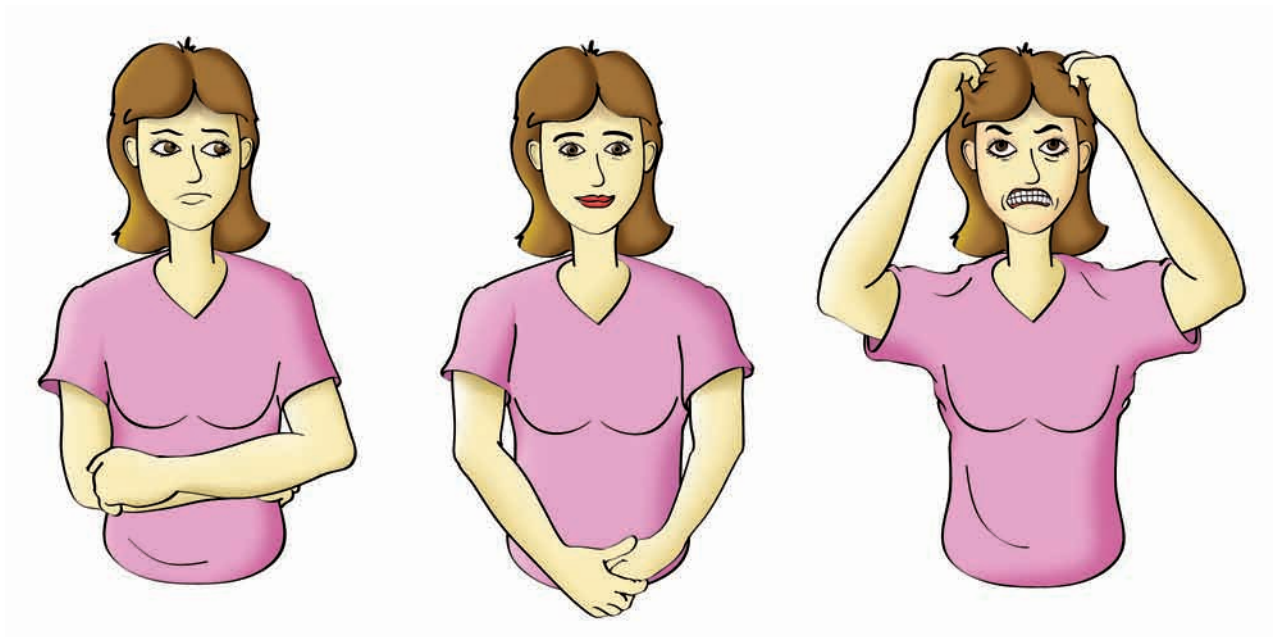
Star Jar
Fill in each numbered star that you earned from above.



Star Bar Graph
Fill in the total stars from the box above.

Beyond the Stars . . .


1. Ms. Taylor, manager of Tonia's Tacos, was **disappointed** that Alicia reported to work poorly groomed. **Circle** the cartoon that shows a **disappointed** person.



2. Facial expression, posture, and positioning of arms and hands communicate feelings. How does a disappointed person look?

3. Ms. Taylor felt that she could not permit Alicia to work in her dirty, messy outfit. How could her decision to send Alicia home affect the work staff and the customers?

Reflections . . .



Ms. Taylor has the responsibility of making certain that employees follow the work guidelines.

1. In your interact play, how did Ms. Taylor handle the situation with Alicia?

2. If you were Alicia, what would you say to Ms. Taylor when she told you that you couldn't work and would not be paid for the day?

3. Good grooming shows respect for yourself and your employer. How does it show your responsibility to your job?



Star Wrap-Up

ACT 1 – Responsibility

Fill in the stars you earned in each Star Jar below.



Scene 1
A Real Mess



Scene 2
"My Bad"

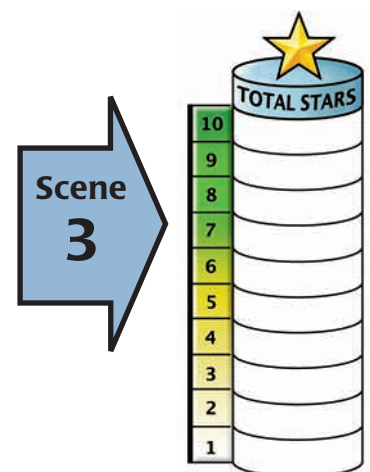
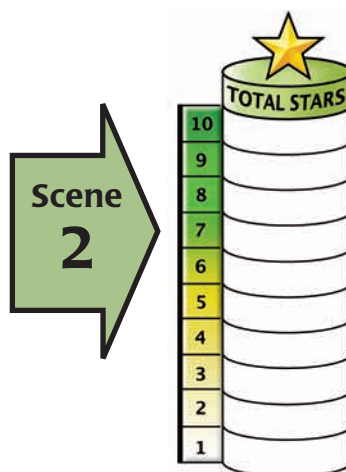
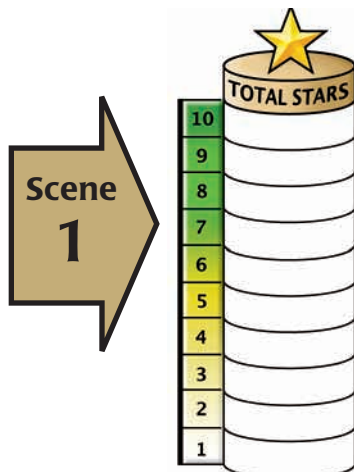


Scene 3
Disappointing the
Manager

Write in the number of stars earned in each Star Box below.



Fill in each Star Bar Graph.



Star Power: Total the number of stars you earned.