

Attainment's Core Curriculum Solution: EARLY EDUCATION

Celebrate differences! Attainment's Early Education

Solution helps you teach every student with ease and consistency using engaging yet rigorous curricular resources. It has 6 ready-to-teach programs covering foundational concepts like picture representation and early reading comprehension, the conventions of print, phonemic awareness, letter-sound correspondence, sight word vocabulary, language development using AAC devices, early numeracy skills, healthy living, and appropriate social behaviors. These resources provide a variety of learning experiences for your students through print, manipulatives, interactive software, and apps. Implementation is easy since all the programs use the same instructional strategies (like time delay and prompting) and accommodate various student response types. Lessons are scripted to further simplify implementation, increase teacher fidelity, and minimize lesson prep. This **Solution** offers a continuum of resources that ensures skill development and notable student achievement.

Attainment Company has been providing superior technology and curricular resources to special educators and students for 40 years! Our programs are research-based, align to state standards (including the Common Core), and use evidence-based practices, data reporting, and differentiated instruction.



www.AttainmentCompany.com



Core Curricula Shared Features:

INSTRUCTIONAL STRATEGIES

- Time delay
- Prompting with feedback
- Errorless learning
- Scripted lessons

STUDENT RESPONSES

- Eye gaze
- Finger point
- AAC device activation
- Verbal expression





Pathways to Literacy Starter Kit

bridges student understanding of concrete object use to picture representation. Includes one adapted storybook and corresponding manipulatives, card set, and **Teacher's Guide** with five progressive levels of instruction. A **Big Button** communication device supports students who may be nonverbal.

Key Objectives:

Connect objects to pictures




Early Literacy Skills Builder (ELSB) Starter Kit

introduces the five National Reading Panel components to students who demonstrate picture discrimination and awareness of books. Includes a detailed **Teacher's Guide**, **Student Response Book**, a storybook, cards, Moe the frog, and **Assessment Manual** for teaching two levels – Levels A and One.

Key Objectives:

Learn sight word vocabulary



TELL ME Program

provides a classroom-wide approach for supporting students with limited language who would benefit from the use of AAC. The program integrates language and literacy learning into daily activities and routines to build language skills.

Key Objectives:

Increase fluency and proficiency using a specific AAC tool



Hands-On Math for Early Numeracy Skills

covers foundational math skills like one-to-one correspondence and rote counting with hands-on manipulatives to support abstract concept understanding. The **Teacher's Guide** provides three levels of instructional support and the **Student Workbook** offers additional practice with symbolic representation.

Key Objectives:

Progress from a concrete to an abstract level of understanding



Simply Health Curriculum

includes topics like making healthy food choices, and the importance of exercise and visiting the doctor. The five chapters are standards-based and include activities, projects, and experiments.

Key Objectives:

Participate in activities related to health



Learning to Get Along

features illustrated stories that highlight pertinent social skills for students. Topics include taking turns, following the rules, and accepting others. Questions at the end of each story challenge students and provide data on comprehension.

Key Objectives:

Reinforce the importance of appropriate social skills



Become engaged in reading



Overall Objective:

Gain familiarity with text and the transition from concrete to picture representation.

At a Glance . . .

1. Gather materials.
2. Begin instruction at Level One; move to Level Two when students are ready for more challenging objectives.
3. Review student response types — eye gaze, touch, or object.
4. Incorporate AAC tools as appropriate.
5. Apply **Pathways** task analysis with any book from your library.

Introduce letter-sound correspondence



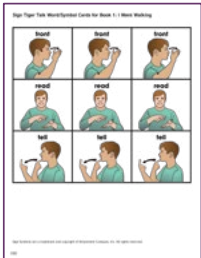
Overall Objective:

Become readers and active participants in literacy lessons.

At a Glance . . .

1. Find Moe puppet, the perfect protagonist.
2. Review Level One, Lesson One. Try Level A if students need additional support.
3. Practice the script.
4. Teach the lesson in small groups (up to 4 students).
5. Use **Assessment Manual** to ensure students are ready to progress to the next level.

Become proficient in the use of core vocabulary




Overall Objective:

Learning high-frequency words and competency with the use of an AAC tool or system in the classroom.

At a Glance . . .

1. Begin with *I Went Walking* and review the **Shared Reading** lessons, **Shared Writing** lessons, and **Infusion Activities**.
2. Select and prepare word/symbol cards and AAC tools for student use.
3. Use the Book-At-A-Glance Materials Checklist to gather materials for lessons.
4. Reference fidelity checklists for the activities for self-assessment.
5. Keep parents informed with the included weekly Home Extension Activities.

Understand basic early numeracy skills like counting and patterns



Overall Objective:

Develop abstract understanding of foundational math concepts.

At a Glance . . .

1. Determine the appropriate level of support.
2. Review the lesson script(s) for the day.
3. Reference the teacher setup for the lesson.
4. Gather materials.
5. Use student procedure to prompt student(s) appropriately.

Learn the importance of healthy eating and exercise



Overall Objective:

Introduce students to basic health concepts.

At a Glance . . .

1. Select the 3- or 5-day lesson template for your student group.
2. Review and plan the appropriate lesson content from the **Teacher's Guide**.
3. Choose the **Student Book** text article or the **Easy Reader**.
4. Expand the lesson with additional activities, projects, and experiments found on the flash drive.
5. Create more accessibility to the activities through premade **GoWorksheet** iPad activities.

Model positive behaviors and character traits



Overall Objective:

Foster healthy interpersonal relationships.

At a Glance . . .

1. Choose the appropriate story title to match students' needs (e.g., taking turns, accepting others).
2. Determine user settings in the software for each student.
3. Integrate key software features such as highlighted text and professional narration.
4. Challenge students with questions at the end of each story.
5. Review student data on comprehension to determine progress.



Sample Schedule

TIME	Monday	Tuesday	Wednesday	Thursday	Friday
9:00 - 9:30	ELSB Pathways	ELSB Pathways	ELSB Pathways	ELSB Pathways	ELSB Pathways
9:30 - 10:00	TELL ME: Shared Reading	TELL ME: Shared Reading	TELL ME: Shared Reading	TELL ME: Shared Reading	TELL ME: Shared Reading
10:00 - 10:30	TELL ME: Shared Writing	TELL ME: Shared Writing	TELL ME: Shared Writing	TELL ME: Shared Writing	TELL ME: Shared Writing
10:30 - 11:00					
11:00 - 11:30	Hands-on Math for Early Numeracy Skills	Hands-on Math for Early Numeracy Skills	Hands-on Math for Early Numeracy Skills	Hands-on Math for Early Numeracy Skills	Hands-on Math for Early Numeracy Skills
11:30 - 12:00	Learning to Get Along	Simply Health Curriculum	Learning to Get Along	Simply Health Curriculum	Learning to Get Along
12:00 - 12:30	LUNCH				

The instructional time used in this sample schedule reflects the time allocated to teach each curriculum in the research. This can be modified to suit individual student needs.

*The **TELL ME Program** provides various Infusion Activities to enhance the direct instruction of new core words (e.g., circle time, recess, snack time, etc.).

Curricula Comparison

Difficulty Level:
↑
3
2
1

 ELSB Starter Kit		 Simply Health Curriculum	 Learning to Get Along
 Pathways to Literacy Starter Kit	 Hands-on-Math for Early Numeracy Skills		 TELL ME Program

Content Area:

ELA

Math


Science

Communication & Social Skills

Videos

Pathways to Literacy Starter Kit

Bridge objects to pictures



ELSB Starter Kit

Make your mark with Moe



TELL ME Program

Integrate AAC all day

