

# Attainment's Focus on Community

by

Craig Booth,  
Judi Kinney, and  
Georgina Baba

## Student Workbook



# Contents



## Community

1

### Things in My Community. . . . . 1

Doors. . . . . 3

Stairs, Escalators,  
and Elevators . . . . . 4

### Services . . . . . 5

Hair Salons . . . . . 7

Laundromats . . . . . 8

Library . . . . . 9

Fire Department . . . . . 10

### Stores . . . . . 11

Stores . . . . . 13

Hardware Store. . . . . 14

Grocery Store. . . . . 15

### Recreation/Leisure. . . . . 16

Trip to the Zoo . . . . . 18

Trip to the Farm . . . . . 19

Hotels . . . . . 20

### Restaurants . . . . . 21

Restaurants . . . . . 23

Fast-Food Restaurants . . . . . 24

Sit-Down Restaurants. . . . . 25



## Personal

27

### Home . . . . . 27

Preparing a Meal . . . . . 29

Indoor Chores—  
Washing Dishes . . . . . 30

Recycling and Garbage . . . . . 31

Outdoor Chores—Lawn Care . . 32

### Recreation/Leisure. . . . . 33

Streaming a Movie or  
TV Show at Home . . . . . 35

Going Out on a Date . . . . . 36

Taking Care of Pets . . . . . 37

### Health . . . . . 38

Expressions . . . . . 40

Visit to the Doctor's Office . . 41

Visit to the Dentist's Office . . 42



## School

43

### School . . . . . 43

Getting Ready for School. . . . 45

Riding the Bus . . . . . 46

Starting School in  
the Morning. . . . . 47

The Lunchroom . . . . . 48

The Library . . . . . 49



# Community: Things in my Community

## Section Overview

### Make a Prediction:

*Directions: Look at the title page of the current section of the Focus on Community Reader and then answer the question below.*

Write a word(s) to predict what you think this section overview is about.

### Getting Started:

*Directions: Read the question and circle the appropriate pictures.*

What is something that you might see in your community?



## Think About It!

*Directions: Look at all of the pictures and pages in this section of the Focus on Community Reader and then answer the question below.*

What should you look for in your community in case there is a fire?

---

## I'm Learning Vocabulary

*Direction: Look at the pictures below and write the vocabulary word next to the picture that best describes it. Then, write a sentence using the word.*

### WORD BANK

**exit**  
**elevator**

**automatic**  
**escalator**

### VOCABULARY WORD

### WRITE A SENTENCE




---



---

---

---




---



---

---

---




---



---

---

---




---



---

---

---



Name \_\_\_\_\_

## Things in my Community: Doors



### 1. Read and Choose:

Directions: Read the question and then mark the correct answer.

What are doors called that open before you touch them?

manual doors

revolving doors

automatic doors

### 2. Comprehension:

Directions: Circle the sentence that best describes this story.

A. It is important to know how to use different kinds of doors.

B. All doors out in the community are automatic doors.

C. It is okay to use an emergency door if you need to leave a building.

### 3. Missing Word:

Directions: Fill in the missing word using a word from the word bank below.

#### WORD BANK

CAUTION

STOP

WET FLOOR

EXIT

To get out of a building, look for a sign

that says \_\_\_\_\_.

### 4. Write It!

Directions: Read the question and indicate your answer below.

Why do you think it is important to know where the EXIT is in a building?

\_\_\_\_\_

\_\_\_\_\_

### 5. You Decide!

Directions: Read the question and answer by marking YES or NO.

Do you believe that it is important to know how to use different kinds of doors?

  
**YES**

  
**NO**

Name \_\_\_\_\_

# Things in my Community: Stairs, Escalators and Elevators



## 1. Read and Choose:

Directions: Read the question and then mark the correct answer.

What is something in your community that helps you move between floors?

doors

elevator

restroom

## 2. Comprehension:

Directions: Circle the sentence that best describes this story.

A. You do not have to hold on to the railing when going up or down an escalator.

B. People go up or down in buildings by using stairs, elevators, or escalators.

C. People should know how to use an elevator appropriately.

## 3. Missing Word:

Directions: Fill in the missing word using a word from the word bank below.

### WORD BANK

car

window

machine

elevator

To open an \_\_\_\_\_ door, you  
need to push the up or down button.

## 4. Write It!

Directions: Read the question and indicate your answer below.

Why do you think it is important to hold on to the railing when going up or down an escalator?

---

---

## 5. You Decide!

Directions: Read the question and answer by marking YES or NO.

Do you believe that it is safe to run  
up or down escalator stairs?

  
**YES**

  
**NO**



# Personal: Home

## Section Overview

### Make a Prediction:

*Directions: Look at the title page of the current section of the Focus on Community Reader and then answer the question below.*

Write a word(s) to predict what you think this section overview is about.

### Getting Started:

*Directions: Read the question and circle the appropriate pictures.*

What is something that you might do at your home?



## Think About It!

*Directions: Look at all of the pictures and pages in this section of the Focus on Community Reader and then answer the question below.*

What is something that you can do around your home to keep it clean?

## I'm Learning Vocabulary

*Direction: Look at the pictures below and write the vocabulary word next to the picture that best describes it. Then, write a sentence using the word.*

### WORD BANK

**utensils**

**chores**

**recycle**

**germs**

### VOCABULARY WORD


### WRITE A SENTENCE





Name \_\_\_\_\_

# Home: Preparing a Meal



## 1. Read and Choose:

Directions: Read the question and then mark the correct answer.

What should you do before making a meal?

use the restroom

take out the trash

wash your hands

## 2. Comprehension:

Directions: Circle the sentence that best describes this story.

A. Making your own meal is a fun and rewarding experience.

B. You can choose to add different ingredients to a recipe if you do not want to follow it.

C. Be careful with the utensils you use while you are preparing a meal.

## 3. Missing Word:

Directions: Fill in the missing word using a word from the word bank below.

### WORD BANK

map

reading

signs

recipe

When making a meal, you should follow  
the \_\_\_\_\_ accurately.

## 4. Write It!

Directions: Read the question and indicate your answer below.

What is a favorite recipe that you have and like to make?

---

---

## 5. You Decide!

Directions: Read the question and answer by marking YES or NO.

Do you believe that it is important  
to follow a recipe accurately?

  
**YES**

  
**NO**

Name \_\_\_\_\_

Home:

# Indoor Chores - Washing Dishes



## 1. Read and Choose:

Directions: Read the question and then mark the correct answer.

What is something that needs to be done after you have finished a meal?

wash the dishes

make the bed

fold the laundry

## 2. Comprehension:

Directions: Circle the sentence that best describes this story.

A. Make sure to check the temperature of the water when you are washing dishes.

B. When you are finished with a meal, there are dishes to be washed.

C. You do not have to use dish soap when washing dishes.

## 3. Missing Word:

Directions: Fill in the missing word using a word from the word bank below.

### WORD BANK

marks

germs

stains

rust

It is important to wash dishes well to remove

\_\_\_\_\_ that could make you sick.

## 4. Write It!

Directions: Read the question and indicate your answer below.

Why do you think it is important to be careful when washing sharp knives?

\_\_\_\_\_

\_\_\_\_\_

## 5. You Decide!

Directions: Read the question and answer by marking YES or NO.


Do you believe that it is safe to wash dishes with just water?

  
**YES**

  
**NO**

Name \_\_\_\_\_

Home:  
**Recycling and Garbage**



### 1. Read and Choose:

Directions: Read the question and then mark the correct answer.

What is kept separate from the garbage to possibly be reused again?

mulch

glass

water

### 2. Comprehension:

Directions: Circle the sentence that best describes this story.

A. Aluminum cans, glass bottles, and paper can all be thrown in the garbage.

.....

B. You can place garbage in a trash can without putting it in bags.

.....

C. Recycling and garbage should be kept in separate containers.

### 3. Missing Word:

Directions: Fill in the missing word using a word from the word bank below.

WORD BANK

trashed

moved

colored

recycled

Aluminum cans, glass bottles, and paper

can all be \_\_\_\_\_.

### 4. Write It!

Directions: Read the question and indicate your answer below.

Why do you think it is important to recycle items such as aluminum, glass, and paper?

\_\_\_\_\_

\_\_\_\_\_

### 5. You Decide!

Directions: Read the question and answer by marking YES or NO.

Do you believe that it is okay not to recycle?

  
**YES**

  
**NO**

Name \_\_\_\_\_

Home:

## Outdoor Chores – Lawn care



### 1. Read and Choose:

Directions: Read the question and then mark the correct answer.

What is a chore that you may have to do outside?

wash the dishes

mow the lawn

fold the laundry

### 2. Comprehension:

Directions: Circle the sentence that best describes this story.

A. Helping with outdoor chores can be fun, but you should always be careful.

B. When mowing the lawn, it is best to wear sandals and long pants.

C. You do not have to wear gloves when raking leaves.

### 3. Missing Word:

Directions: Fill in the missing word using a word from the word bank below.

#### WORD BANK

blade

hose

bee

rock

When mowing the lawn, you should keep your hands and feet away from a moving \_\_\_\_\_.

### 4. Write It!

Directions: Read the question and indicate your answer below.

Why do you think it is important to keep your hands and feet away from a moving blade?

\_\_\_\_\_

\_\_\_\_\_

### 5. You Decide!

Directions: Read the question and answer by marking YES or NO.

Do you believe that you should wear pants and sneakers when mowing the lawn?



YES



NO





# School

## Section Overview

### Make a Prediction:

*Directions: Look at the title page of the current section of the Focus on Community Reader and then answer the question below.*

Write a word(s) to predict what you think this section overview is about.

### Getting Started:

*Directions: Read the question and circle the appropriate pictures.*

What is something that you might do in the morning to get ready for school?



## Think About It!

*Directions: Look at all of the pictures and pages in this section of the Focus on Community Reader and then answer the question below.*

What is one way that you can get to school in the morning?

## I'm Learning Vocabulary

*Direction: Look at the pictures below and write the vocabulary word next to the picture that best describes it. Then, write a sentence using the word.*

### WORD BANK

alarm  
classroom

library  
lunchroom


### VOCABULARY WORD

### WRITE A SENTENCE



Name \_\_\_\_\_

School:  
**Getting Ready for School**



## 1. Read and Choose:

Directions: Read the question and then mark the correct answer.

What should you set before going to bed that helps you wake up for school?

television

alarm

music

## 2. Comprehension:

Directions: Circle the sentence that best describes this story.

A. There are many things that you must do to get ready for school in the morning.

B. If you are running late in the morning, it is okay to not brush your teeth.

C. Most students use backpacks to carry books and school materials.

## 3. Missing Word:

Directions: Fill in the missing word using a word from the word bank below.

### WORD BANK

breakfast

dinner

lunch

snack

The most important meal of the day is \_\_\_\_\_.

## 4. Write It!

Directions: Read the question and indicate your answer below.

What is one thing that you should do to get ready before school?

\_\_\_\_\_

\_\_\_\_\_

## 5. You Decide!

Directions: Read the question and answer by marking YES or NO.


Do you believe that it is important to set an alarm to help you get up in the mornings?

  
**YES**

  
**NO**

Name \_\_\_\_\_

School:  
**Riding the Bus**



## 1. Read and Choose:

Directions: Read the question and then mark the correct answer.

What is the first thing that you should do when you get on the bus?

sit down

talk to friends

play games

## 2. Comprehension:

Directions: Circle the sentence that best describes this story.

A. When you are on the bus, it is okay to talk loudly to your friends.

.....

B. When riding the bus to school, there are rules that you must follow.

.....

C. When the bus stops, gather your belongings and stand up in the aisle.

## 3. Missing Word:

Directions: Fill in the missing word using a word from the word bank below.

### WORD BANK

loudly

quietly

music

backpack

It is important to talk \_\_\_\_\_ on the bus in case there are special instructions from the bus driver.

## 4. Write It!

Directions: Read the question and indicate your answer below.

Why do you think it is important to stay seated on the bus while it is moving?

\_\_\_\_\_

\_\_\_\_\_

## 5. You Decide!

Directions: Read the question and answer by marking YES or NO.

Do you believe that it is safe to turn around and talk to the person behind you on the bus?

  
**YES**

  
**NO**



Name \_\_\_\_\_

School:

# Starting School in the Morning



## 1. Read and Choose:

Directions: Read the question and then mark the correct answer.

What should you do when you get to school?

go to the library

visit with friends

walk to your classroom

## 2. Comprehension:

Directions: Circle the sentence that best describes this story.

A. Take out your books and homework from your backpack.

B. You can talk quietly to your friends when the teacher starts class.

C. Following a routine at school will help you to be ready for the day.

## 3. Missing Word:

Directions: Fill in the missing word using a word from the word bank below.

### WORD BANK

lunchroom

auditorium

gym

classroom

A \_\_\_\_\_ is a room in a school  
in which a class of students is taught.

## 4. Write It!

Directions: Read the question and indicate your answer below.

What is one rule that you have in your classroom?

\_\_\_\_\_

\_\_\_\_\_

## 5. You Decide!

Directions: Read the question and answer by marking YES or NO.

Do you believe that it is safe and responsible to follow classroom rules?

  
**YES**

  
**NO**

Name \_\_\_\_\_

School:  
**The Lunchroom**



## 1. Read and Choose:

Directions: Read the question and then mark the correct answer.

Where do you go to when it is time to eat lunch at school?

the lunchroom

the nurse

the office

## 2. Comprehension:

Directions: Circle the sentence that best describes this story.

A. You must wait in line to get food from the cafeteria.

.....

B. Lunch is a time when you can see and talk to your friends.

.....

C. When you are done eating, you can leave your trash on the tables.

## 3. Missing Word:

Directions: Fill in the missing word using a word from the word bank below.

### WORD BANK

office

lunchroom

classroom

gymnasium

A \_\_\_\_\_ is a place in a school where  
students get food from the cafeteria line to eat.

## 4. Write It!

Directions: Read the question and indicate your answer below.

What is one rule that you must follow in your school lunchroom?

\_\_\_\_\_

\_\_\_\_\_

## 5. You Decide!

Directions: Read the question and answer by marking YES or NO.


Do you believe that you should be able  
to talk loudly in the lunchroom?

  
**YES**

  
**NO**

Name \_\_\_\_\_

# School: The Library



## 1. Read and Choose:

Directions: Read the question and then mark the correct answer.

Where do you go to find books to read, do research, or work on projects?

the cafeteria

the office

the library

## 2. Comprehension:

Directions: Circle the sentence that best describes this story.

A. Following rules in a library can make your time enjoyable.

.....

B. If you want a book to take home, you must check it out.

.....

C. You do not have to talk quietly when you are in the library.

## 3. Missing Word:

Directions: Fill in the missing word using a word from the word bank below.

### WORD BANK

librarian

cashier

doctor

dentist

When you are at the library, a \_\_\_\_\_

can help you find and check out a book.

## 4. Write It!

Directions: Read the question and indicate your answer below.

What are some things that a librarian does?

\_\_\_\_\_

\_\_\_\_\_

## 5. You Decide!

Directions: Read the question and answer by marking YES or NO.

Do you believe that you should have to talk quietly when you are at the library?

  
**YES**

  
**NO**