

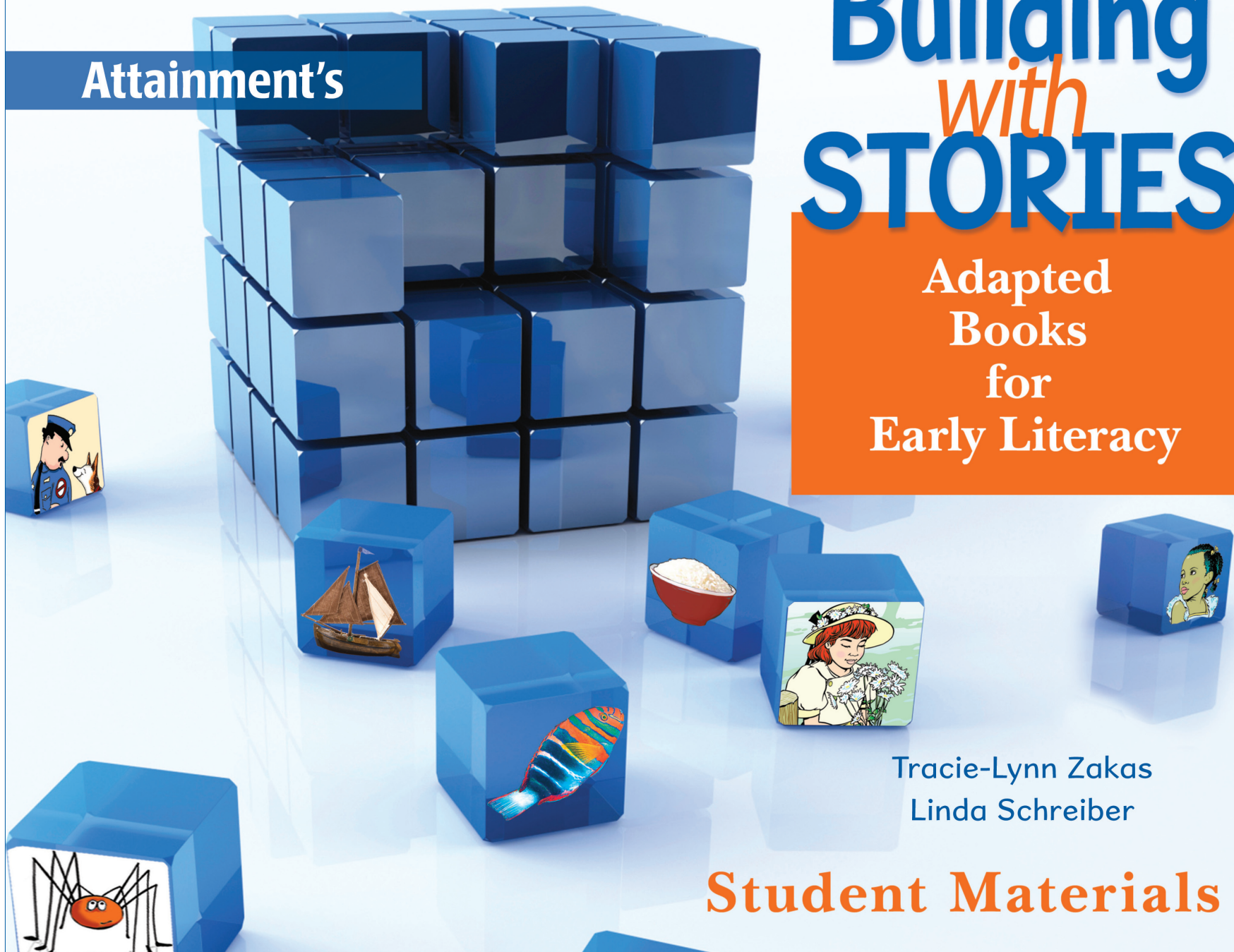
Attainment's

Building *with* STORIES

Adapted
Books
for
Early Literacy

Tracie-Lynn Zakas
Linda Schreiber

Student Materials



Building with Stories: Adapted Books for Early Literacy

Author Tracie-Lynn Zakas, Linda Schreiber

Editing Linda Schreiber

Graphic Design Sherry Pribbenow

Composition Sherry Pribbenow

ISBN: 1-57861-704-9

An Attainment Publication

©2010 Attainment Company, Inc. All rights reserved.

Printed in the United States of America



Attainment Company, Inc.

PO Box 930160

Verona, WI 53593-0160

1-800-327-4269

www.AttainmentCompany.com


Reproducible resources within this material may be
photocopied for classroom or personal use.

Contents

Amazing Grace	5
Anansi Does the Impossible!.....	37
The Boy of the Three-Year Nap.....	69
Hush!	101
Madeline	133
Martha Speaks	165
Officer Buckle and Gloria	197
The Rainbow Fish	229
Stellaluna	261
Where the Wild Things Are	293

Martha Speaks

Author/ Illustrator: Sue Meddaugh





talk

Directions


1. Anticipatory Set

Our vocabulary word today is talk. This is a picture showing a person talking and this is the word talk (point to the text). Say talk. Touch the picture of the person talking. Touch the word talk.

a computer



a dog



the color pink



a woman



Directions

5. Prediction Question

Ask each student the prediction question, **What do you think the story will be about?**

surprise



Directions

6. Repeated Storyline

(Optional)

If a student cannot say the entire repeated storyline, say the first part of the storyline, and have the student respond by pointing to the last word, surprise. Say, **A talking dog is a ____.**

**They taught Martha how
to use the phone.
But this was a mistake.**


Directions

8. Text Pointing


(Optional: Use the text in the book or this enlarged text.)

Have the student point to the text going from left-to-right and top-to-bottom while you read it. Say, **Read with me.**

the color pink



a dog



a computer



a woman



Directions


10. Comprehension Question

(Summative)

Refer back to the book cover and ask, **What was our story about?**

Have each student respond. Compare to their predictions made before you read the story.

a dog




a mouse



a flower



a cat



Directions

10. Comprehension Question

(Literal)

Read page 1 in the story and ask, **What kind of animal was Martha?**


Note:

Choose at least one comprehension question (literal or inferential depending on the level of the student) to ask each student. Students do not need to answer every question.

speaks



monkey



sleeps



bark



Directions

10. Comprehension Question (Literal)

Read page 3 and ask, **What did Martha do that other dogs cannot do?**

books



bananas



alphabet soup



a hamburger



Directions

10. Comprehension Question

(Literal)

Read pages 1-3 in the story and say, **What made Martha speak?**

dress



never



one time



every day



Directions

10. Comprehension Question (Inferential)

Read page 5 in the story and ask, **How often did Martha eat alphabet soup?**

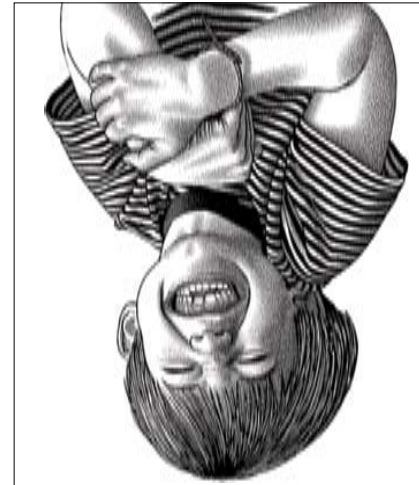
sad



talk



happy



sleepy



Directions

10. Comprehension Question (Inferential)

Read page 19 in the story and ask, **When Martha's family told her to be quiet, how did she feel?**