

The book cover features a central white area containing a stack of papers and a red pencil. The background is composed of large, colorful geometric shapes in shades of blue, green, and brown. The title 'Attainment's Champion Writer' is prominently displayed in the upper half, with 'Attainment's' in brown and 'Champion Writer' in large blue letters. The authors' names are listed in the bottom right corner.

**Attainment's**

# **Champion Writer**



**Lynn Ahlgrim-Delzell  
Leah Wood  
Diane Browder**

# Champion Writer

By Lynn Ahlgrim-Delzell,  
Leah Wood, and  
Diane Browder

Editing by Linda Schreiber  
Graphic design by Elizabeth Ragsdale

An Attainment Company Publication  
© 2015 Attainment Company, Inc. All rights reserved.  
Printed in the United States of America  
ISBN: 1-57861-906-8




**Attainment Company, Inc.**

P.O. Box 930160 • Verona, Wisconsin 53593-0160 USA  
Phone: 800-327-4269 • Fax: 800.942.3865  
[www.AttainmentCompany.com](http://www.AttainmentCompany.com)

# Contents



Level 1 .....5




Level 2 .....10



Level 3 .....15



Level 4 .....20




Level 5 .....25




Level 6 .....30



Level 7 .....35



Level 8 .....40



Level 9 .....45



Level 10.....50



Level 11.....55




Level 12.....60



Level 13.....65



Level 14.....70




Level 15.....75




Level 16.....80



Level 17.....85



Level 18.....90



Level 19.....95



Level 20 .....100



Level 21.....105




Level 22 .....110



Level 23.....115



Level 24.....120



Level 25 .....125



Level 26 .....130



## Letter-Sound Partners

**Directions:** Practice writing the letters Ss, Mm, and Aa on the lines. Then draw a line from the lowercase letter to its matching capital letter.

Ss Ss

Mm Mm

Aa Aa

s

A

m

S




a

M



## Missing Letters Mystery

**Directions:** Look at the picture to figure out the word. Then fill in the missing letters.

		
___ a m	a ___	S ___ m




## What Do You Think?

**Directions:** Write the missing word to finish the sentence.

Sam is a \_\_\_\_\_.

(Write **boy** or **see**.)

boy      see





## What Do You Think?

**Directions:** Write the missing word to finish the sentence.

I see \_\_\_\_\_.  
(Write the name of the boy in the story.)







# The Copy Center

---

**Directions:** Copy the words onto the lines. Then read what you wrote.

Sam

---

---

---

is

---

---

---

see

---

---

---

boy

---

---


---

am

---

---

---



## Letter-Sound Partners

**Directions:** Practice writing the letters Rr, Tt, and Ii on the lines. Then draw a line from the lowercase letter to its matching capital letter.

Rr Rr

Tt Tt

Ii Ii

r

t

i

I




R


T



## Missing Letters Mystery

**Directions:** Look at the picture to figure out the word. Then fill in the missing letter.

		
___ a m	m a ___	s ___ t



## What Do You Think?

---

**Directions:** Write the missing word to finish the sentence.

\_\_\_\_\_ is my friend.

(Write your friend's name.)





## Word Maker

**Directions:** Use one of these letters to finish each word. Then practice reading the words.

a

i

S \_\_\_\_ m

r \_\_\_\_ m

m \_\_\_\_ t

r \_\_\_\_ m


T \_\_\_\_ m

s \_\_\_\_ t

T \_\_\_\_ m

M \_\_\_\_ m

r \_\_\_\_ t



## The Copy Center

---

**Directions:** Copy the words onto the lines. Then read what you wrote.

Tam

---

---

---

mat

---

---

---

on

---

---

---

friend

---

---

---

sat

---

---

---



## Letter-Sound Partners

**Directions:** Practice writing the letters Ff, Nn, and Oo on the lines.  
Then draw a line from the lowercase letter to its matching capital letter.

Ff Ff

Nn Nn

Oo Oo

f


N

n

O




o

F



## Missing Letters Mystery

**Directions:** Look at the picture to figure out the word. Then fill in the missing letter.

		
___an	Ro___	t___t





## What Do You Think?

**Directions:** Write the missing word to finish the sentence.

I sit on a \_\_\_\_\_.

(Write **mat**, **ram**, or **fan**.)





## Word Maker

**Directions:** Use one of these letters to finish each word. Then practice reading the words.

i

o

n \_\_\_ t

r \_\_\_ m

R \_\_\_ n

T \_\_\_ m

f \_\_\_ n

s \_\_\_ t

h \_\_\_ t

M \_\_\_ m

r \_\_\_ t



## The Copy Center

**Directions:** Copy the words onto the lines. Then read what you wrote.

my

fit

miss

fan

yes